

# SPECIFICATION 产品规格书

产品型号

RF-G9CW\*\*1J-TD

□R&D 研发


■Mass Product 量产供货

## 目录

1.1 General Description 产品描述.....	3
1.2 Features 产品特征.....	3
1.3 Application 产品应用.....	3
1.4 Package Dimension 封装尺寸.....	4
1.5 Product Parameters 产品参数.....	5
1.5 Bin Range Of Luminous Flux and The Chromaticity Diagram (IF=15±2mA) 流明与色区分 BIN 范围(AC=230V).....	6
1.6 Typical optical characteristics curves 典型光学特性曲线.....	8
2. Packaging 产品包装.....	12
2.1 Packaging Specification 包装规格.....	12
2.1.1 Suction box Dimension 吸塑盒尺寸.....	12
2.1.2 Label Form Specification 标签规格.....	13
2.2 Moisture Resistant Packing 防潮包装.....	13
2.3 Cardboard Box 包装纸箱.....	14
2.4 Reliability Test Items And Conditions 信赖性测试项目及条件.....	14
2.5 Criteria For Judging Damage 失效判定标准.....	15
3. Handling Precautions 产品使用注意事项.....	15
3.1 Handling Precautions 产品使用注意事项.....	16

# 1. Description产品介绍

## 1.1 General Description 产品描述



The White LED which was fabricated using a blue chip and the phosphor

该产品为白光 LED，是由蓝光芯片激发荧光粉而形成，产品尺寸：12mmX28mmX2.3mm。

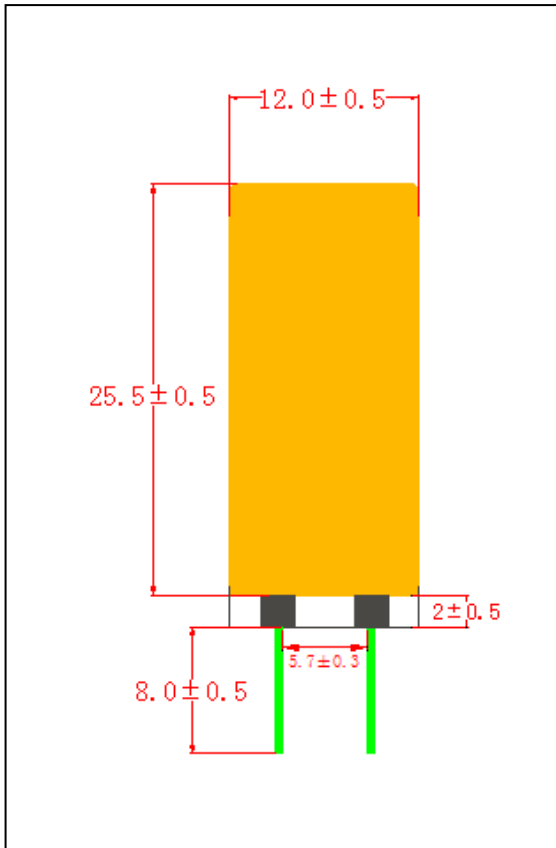
## 1.2 Features 产品特征

- ▶ Integrated Package. 集成封装
- ▶ 360 ° Full Angle Luminescence. 360° 全角度发光
- ▶ Suitable for spot welding process. 适用于点焊工艺
- ▶ Moisture sensitivity level: Level 5. 防潮等级 Level 5
- ▶ RoHS compliant. 满足 RoHS 要求

## 1.3 Application 产品应用

- ▶ LED halogen lamp. LED 卤素灯
- ▶ Decorative applications. 装饰应用
- ▶ Indoor Lighting. 室内照明
- ▶ General use. 其他应用

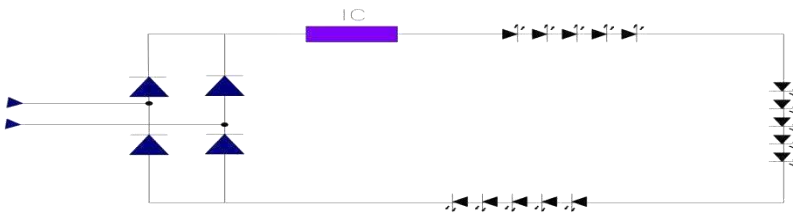
## 1.4 Package Dimension 封装尺寸



Front View



ReversedDrawing



Notes 备注 :

1. All dimensions units are millimeters. 所有尺寸标注单位为毫米

2. All dimensions tolerances are  $\pm 0.5\text{mm}$  unless otherwise noted.除特别标注外，所有尺寸公差为 $\pm 0.5$  毫米

## 1.5 Product Parameters 产品参数

Table 1-1 Electrical / Optical Characteristics at  $T_s=25^\circ\text{C}$  电性与光学特性

Item 项目	Symbol 符号	Test Condition 测试条件	Value			Unit 单位
			Min. (最小值)	Typ (典型值)	Max. (最大值)	
Forward Voltage (正向电压)	AC	AC230v	225	---	235	V
Luminous Flux (光通量)	$\Phi$	AC230v	300	---	500	lm
Viewing Angle (发光角度)	2 $\theta$ 1/2	AC230v	---	---	360	deg
Color Rendering Index (显色指数)	Ra	AC230v	80	---	---	/
Color Rendering Index (显色指数)	R9	AC230v	0	---	---	/
Power (功率)	P	AC230v	2.8	3.1	3.4	W

Table 1-2 Absolute Maximum Ratings at  $T_s=25^\circ\text{C}$  绝对最大值

Parameter (参数)	Symbol (符号)	Rating (值)	Units (单位)
Power Dissipation (功耗)	$P_D$	3.73	W
Frequency (Hz)额定频率	Hz	60	Hz
Electrostatic Discharge (HBM) (静电)	$E_{SD}$	2000	V
Operating Temperature (操作温度)	$T_{OPR}$	-40 ~ +85	$^\circ\text{C}$
Storage Temperature (储存温度)	$T_{OPR}$	-40 ~ +85	$^\circ\text{C}$
Junction Temperature (结温)	$T_J$	125	$^\circ\text{C}$

Notes 备注：

1. 1/10 Duty cycle, 0.1ms pulse width. 脉宽0.1ms,占空比1/10.

2. The above forward voltage measurement allowance tolerance is  $\pm 1V$ . 以上所示电压测量误差 $\pm 1V$ .
3. The above color coordinates measurement allowance tolerance is 0.005. 以上所示坐标测量误差 0.005.
4. The above luminous intensity measurement allowance tolerance  $\pm 10\%$ . 上述发光强度的测试允许公差为 $\pm 10\%$ .
5. Care is to be taken that power dissipation does not exceed the absolute maximum rating of the product. 使用功率不能超过规定的最大值。
6. All measurements were made under the standardized environment of Us. 所有测试都是基于我们现有的标准测试平台。
7. When the LEDs are in operation the maximum current should be decided after measuring the package temperature, junction temperature should not exceed the maximum rate. LED 使用的最大电流需要根据散热条件确定, 结温不能超过最大值。
8. ESD yield is over 90% at 2000V ESD (HBM). ESD protection during products handing is needed. 90%的LED 通过人体模式ESD2000V 测试, 在操作时请注意静电防护。
9. The filament is a non-spectroscopic product, and the commitment baTDh meets the optical/electrical parameter range of more than 90%. 灯丝为不分光产品, 承诺批次性符合光/电性参数范围大于90%。

## 1.5 Bin Range Of Luminous Flux and The Chromaticity Diagram (IF=15±2mA) 流明与色区分 BIN 范围(AC=230V)

Table 1-3

RF-G9CW2C1J-TD 2200K	Rank430		RF-G9CW2H1J-TD 2400K	Rank430	
	400	460		400	460
RF-G9CW2R1J-TD 2700K	Rank480		RF-G9CW2K1J-TD 2700K	Rank480	
	450	510		450	510
RF-G9CW3E1J-TD 3000K	Rank490		RF-G9CW3S1J-TD 3000K	Rank490	
	460	520		460	520
RF-G9CW4E1J-TD 4000K	Rank500		RF-G9CW4S1J-TD 4000K	Rank500	
	470	530		470	530

RF-G9CW5E1J-TD 5000K	Rank500		RF-G9CW5S1J-TD 5000K	Rank500	
	470	530		470	530
RF-G9CW6E1J-TD 6500K	Rank500		RF-G9CW6S1J-TD 6500K	Rank500	
	470	530		470	530

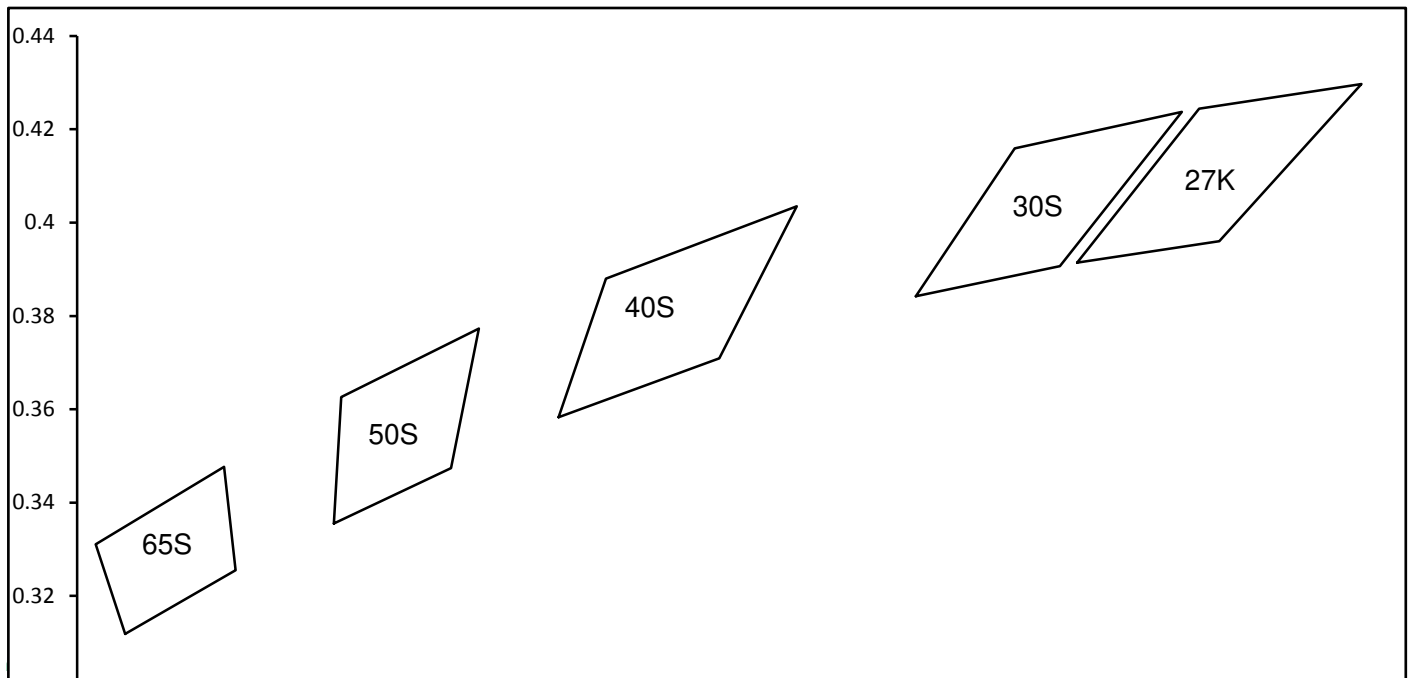
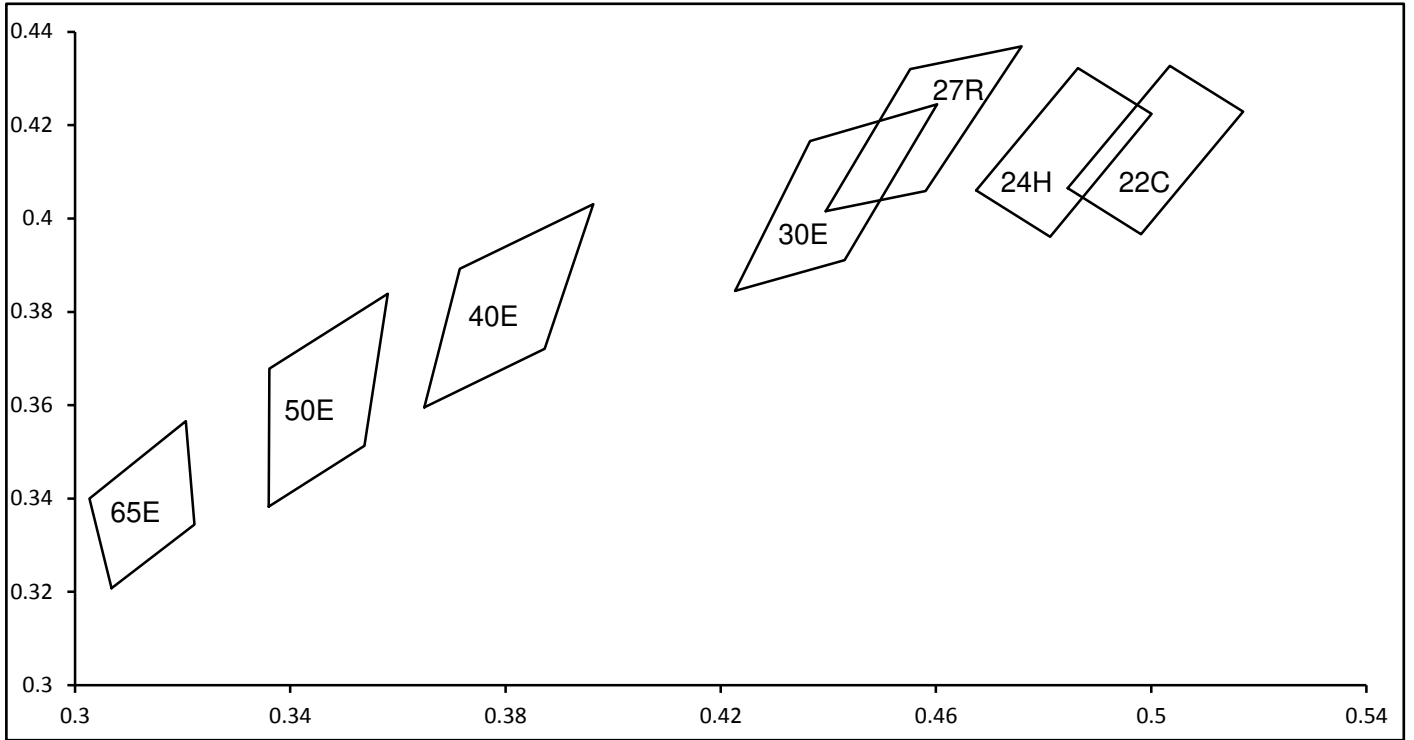


Fig 1-3 The C.I.E Chromaticity Diagram CIE色度图

Table 1-4

BIN CODE	CIE-X1	CIE-Y1	CIE-X2	CIE-Y2	CIE-X3	CIE-Y3	CIE-X4	CIE-Y4
22C	0.4845	0.4065	0.5035	0.4327	0.5171	0.4229	0.4981	0.3966
24H	0.4675	0.4060	0.4864	0.4322	0.5001	0.4224	0.4812	0.3961
27R	0.4395	0.4016	0.4552	0.4320	0.4759	0.4369	0.4581	0.4059
30E	0.4227	0.3845	0.4366	0.4166	0.4602	0.4245	0.4430	0.3911
40E	0.3649	0.3595	0.3715	0.3892	0.3963	0.4031	0.3873	0.3721
50E	0.3360	0.3383	0.3361	0.3678	0.3581	0.3839	0.3538	0.3513
65E	0.3068	0.3208	0.3027	0.3400	0.3206	0.3566	0.3222	0.3344
27K	0.4394	0.3914	0.4564	0.4244	0.4790	0.4297	0.4592	0.3960
30S	0.4169	0.3842	0.4307	0.4159	0.4540	0.4237	0.4370	0.3907
40S	0.3671	0.3583	0.3737	0.3880	0.4003	0.4035	0.3895	0.3709
50S	0.3358	0.3355	0.3368	0.3626	0.3560	0.3773	0.3521	0.3474
65S	0.3067	0.3119	0.3026	0.3311	0.3205	0.3477	0.3221	0.3255

## 1.6 Typical optical characteristics curves 典型光学特性曲线

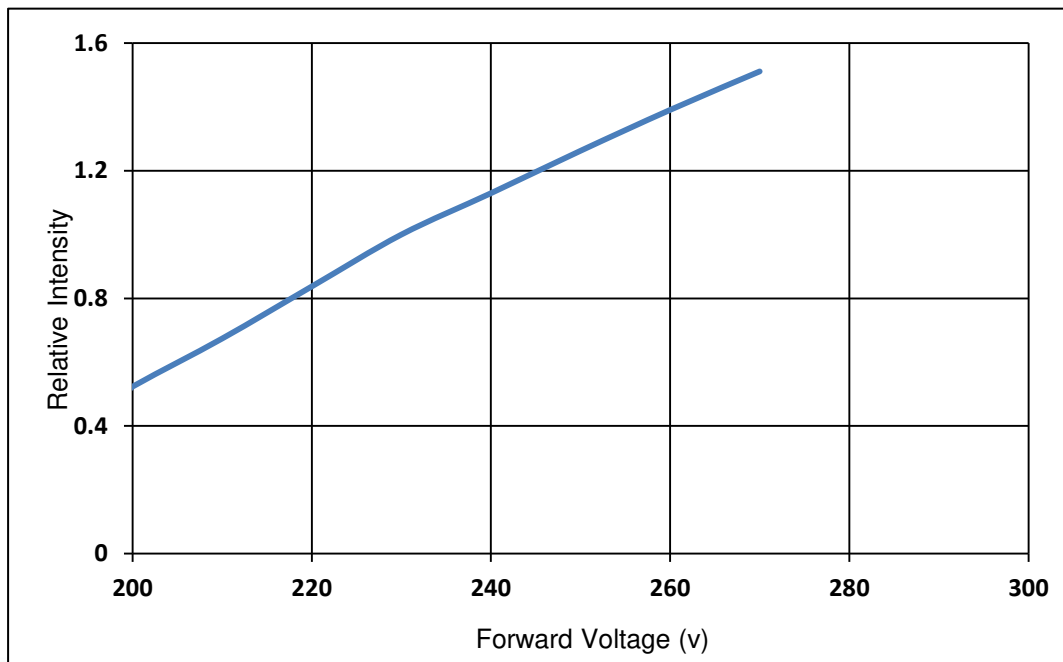


Fig 1-1 Forward Voltage Vs. Relative Intensity 正向电压与相对光强特性曲线

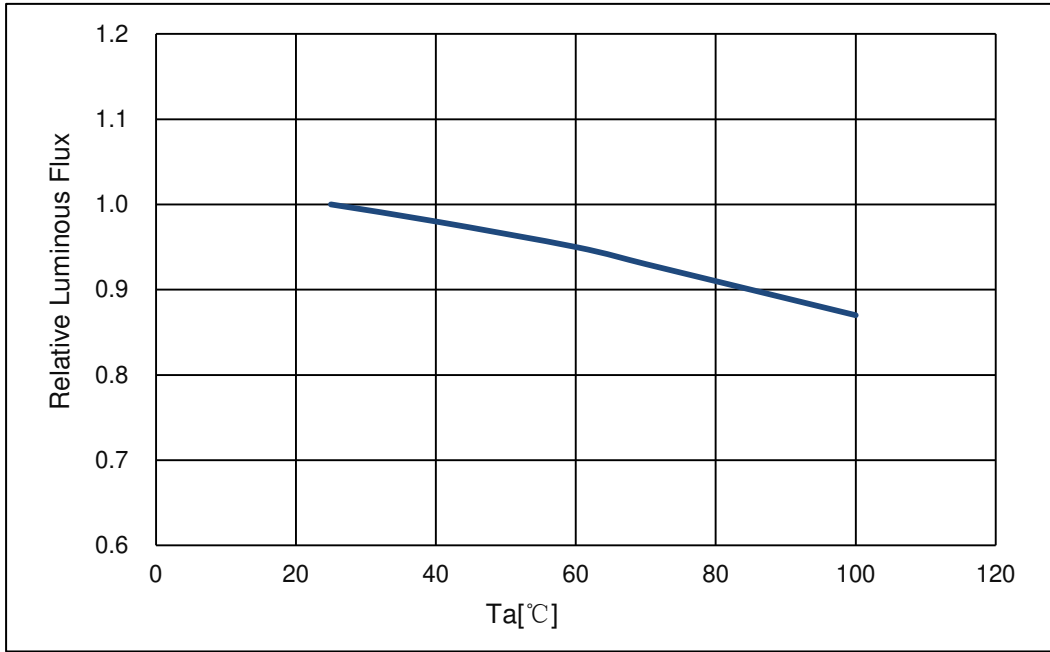


Fig 1-2 Ambient Temperature Vs. Relative Intensity 环境温度与相对光强特性曲线

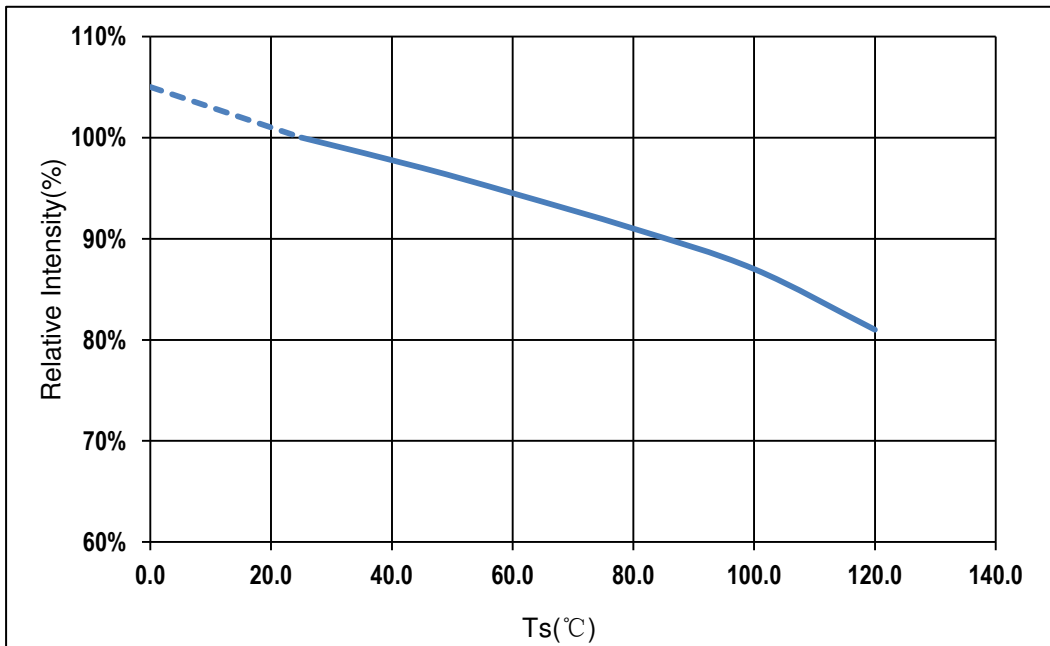


Fig 1-3 Central surface temperature Vs Relative Intensity 中心表面温度与相对光强特性曲线

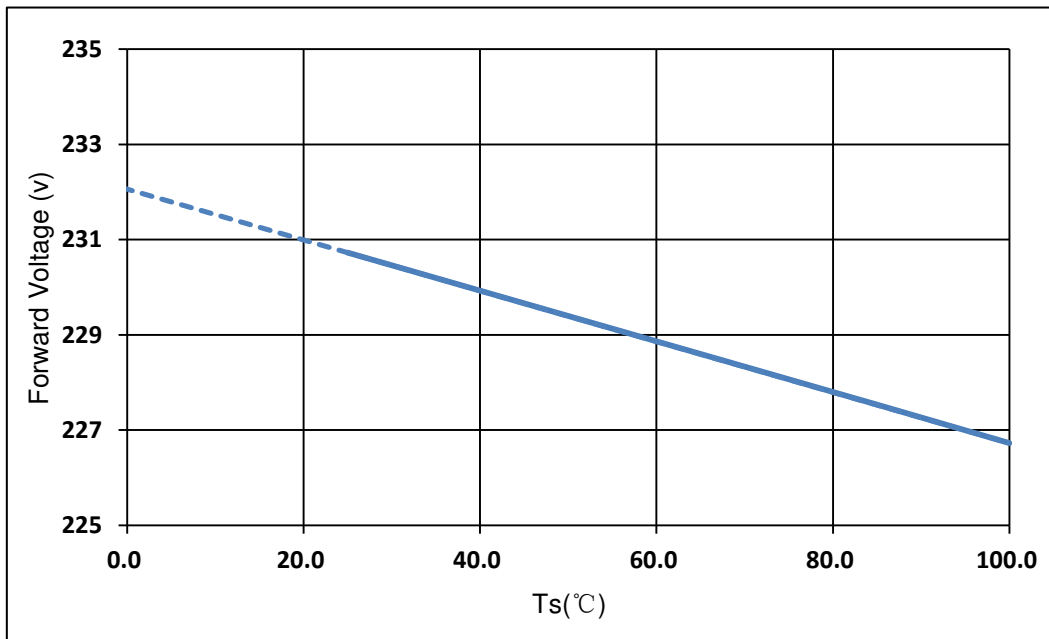


Fig 1-4 Forward Voltage Vs Central surface temperature 电压与中心表面温度特性曲线

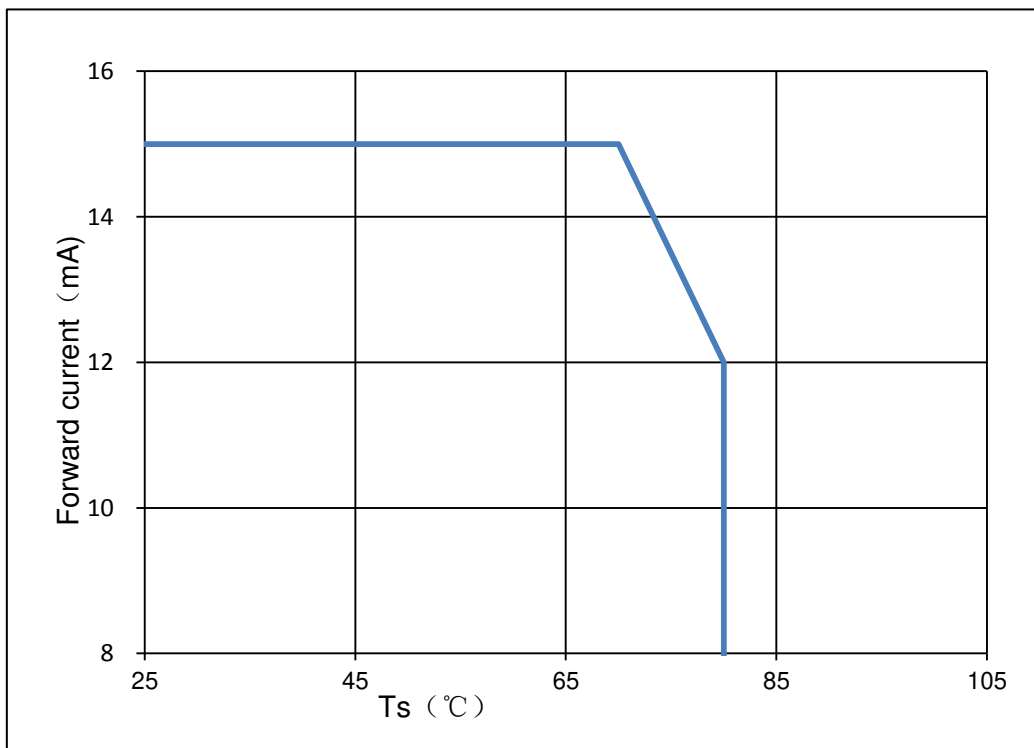


Fig 1-5 Central surface temperature Vs Forward Current 中心表面温度与正向电流特性曲线

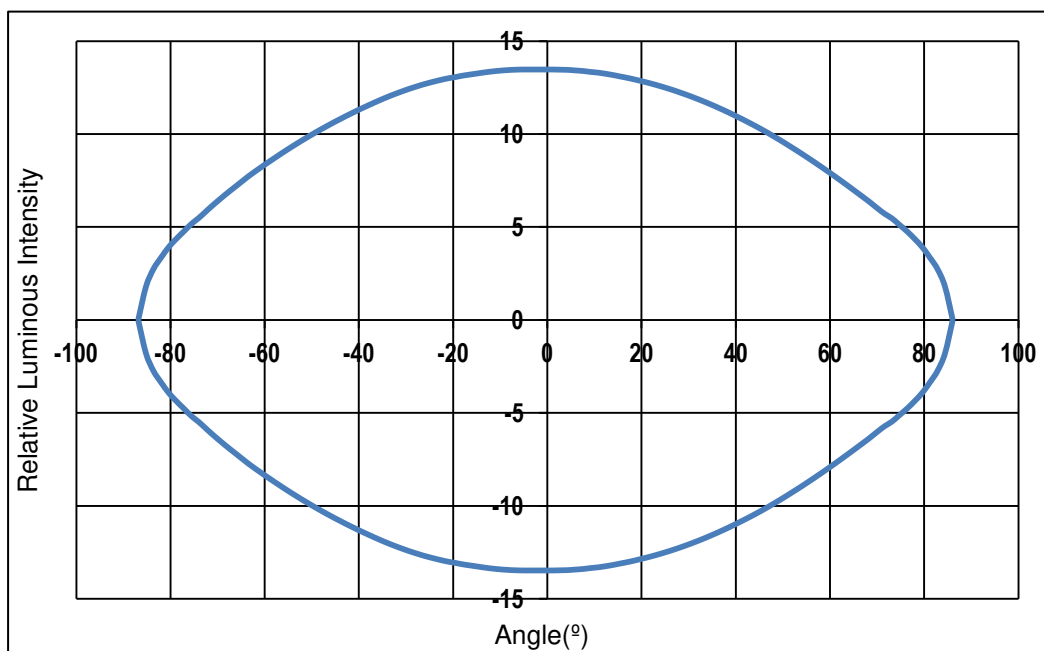


Fig 1-6 Radiation diagram 辐射特性曲线

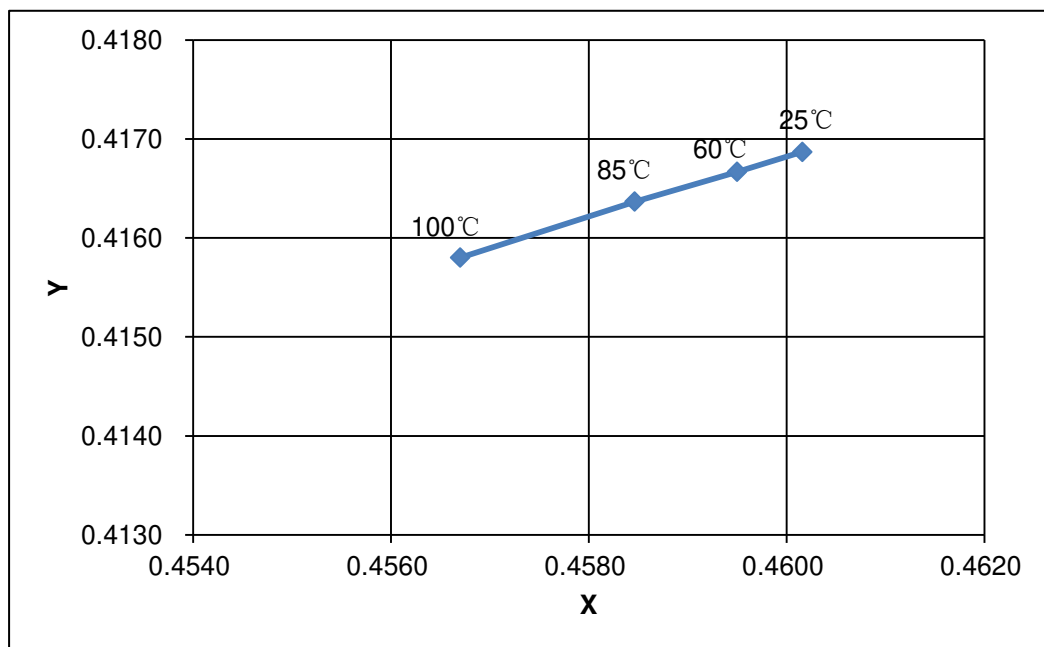


Fig 1-7Chromaticity Coordinate Vs Central surface Temperature 色坐标与中心表面温度特性曲线

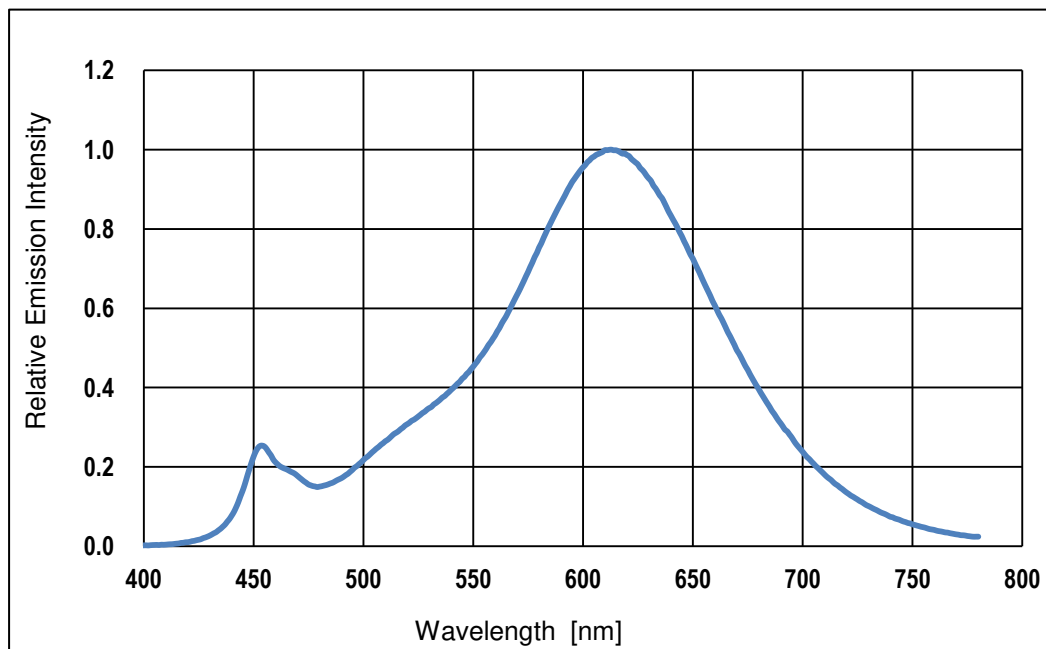


Fig 1-8Spectrum Distribution光谱分布特性曲线

## 2. Packaging 产品包装

### 2.1 Packaging Specification 包装规格

Package:50pcs/box.包装每盒 50pcs。

#### 2.1.1 Suction box Dimension 吸塑盒尺寸

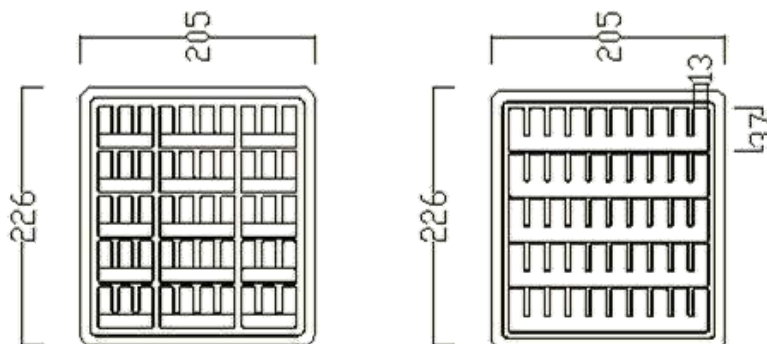


Fig.2-1 Suction box Dimension 吸塑盒尺寸

Notes 备注：

The tolerances unless mentioned  $\pm 0.1\text{mm}$ . Unit : mm 注：未注公差为 $\pm 0.1$ 毫米，尺寸单位：毫米。

### 2.1.2 Label Form Specification 标签规格

Table 2-2 label 标签



P/ N	Part Number 产品名称
S/N	Spec Number 规格
L/N	Lot Number 批次号
Bin Code	Bin Code 参数代码
$\Phi$	Luminous flux 光通量
X/Y	Chromaticity Bin 色区
$V_F$	Forward Voltage 正向电压
Ra	Color Rendering Index 显指
QTY	Packing Quantity 数量
DATE	Made Date 生产日期

Fig 2-2 label 标签

## 2.2 Moisture Resistant Packing 防潮包装

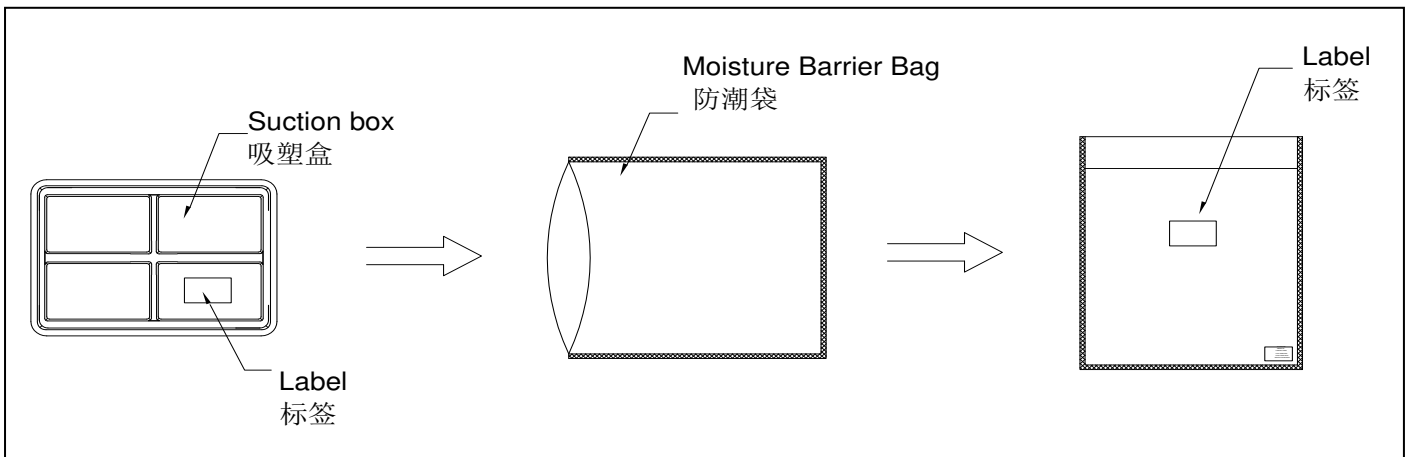


Fig.2-3Moisture Resistant Packing 防潮包装

## 2.3 Cardboard Box 包装纸箱

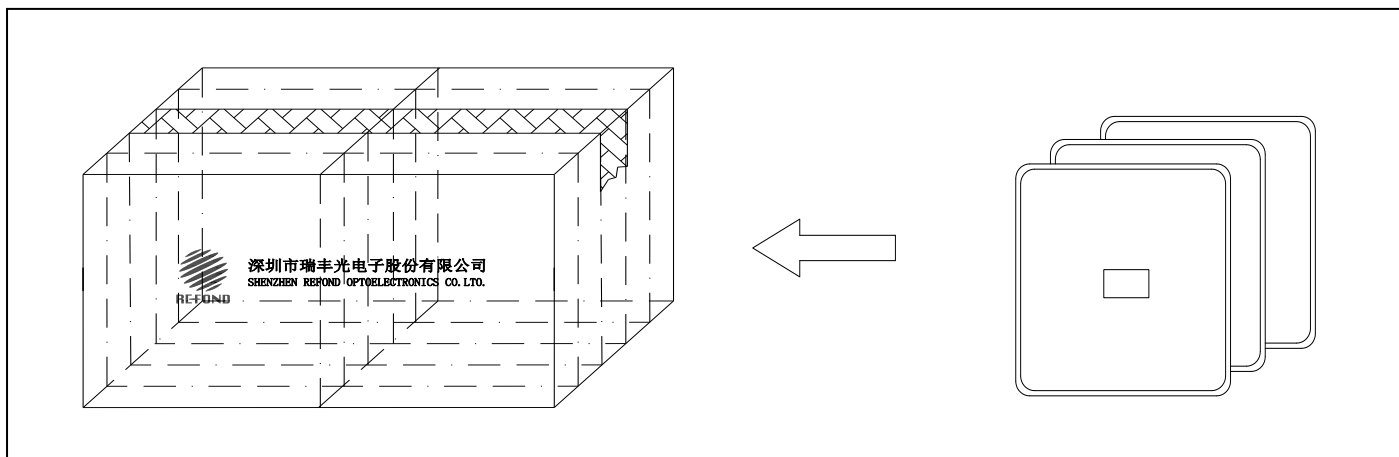


Fig.2-4 Cardboard Box 包装纸箱

## 2.4 Reliability Test Items And Conditions 信赖性测试项目及条件

Table 2-3 Reliability Test Items And Conditions 信赖性测试项目及条件

Test Items 项目	Ref. Standard 参考标准	Test Condition 测试条件	Time 时间	Quantity 数量	Ac/Re 接收/拒收
Thermal Shock 冷热冲击	JEITAED-4701 300307	-40°C 15min ↑↓10s 100°C 15min	1000cycle	10pcs.	0/1
Switching Test 开关测试	/	25°C, On 2.5min ↑↓ Off 2.5min	2500cycle	10pcs.	0/1

Life Test 常温通电	JESD22-A108	Ta=25°C AC=230v	1000hrs.	10pcs.	0/1
High Temperature High Humidity Life Test 高温高湿通电	JESD22-A101	60°C/ 90%RH AC=230v	500hrs.	10pcs.	0/1

## 2.5 Criteria For Judging Damage 失效判定标准

Table 2-4 Criteria For Judging Damage 失效判定标准

Test Items 项目	Symbol 符号	Test Condition 测试条件	Criteria For Judgement 判定标准	
			Min. 最小	Max. 最大
Power 功率	W	AC=230v	L.S.L*)x0.90	U.S.L*)x1.1
Luminous Flux 光通量	Φ	AC=230v	L.S.L*)x0.7	-

Notes 备注：

- 1.U.S.L: Upper standard level 规格上限 L.S.L: Lower standard level 规格下限
- 2.The Reliability tests are based on Us existing test platform. 信赖性测试基于我们现有的测试平台。
- 3.The technical information shown in the data sheets are limited to the typical characteristics and circuit examples of the referenced products. It does not constitute the warranting of industrial property nor the granting of any license. 以上技术数据仅为产品的典型值，只作为参考，不作为任何应用条件及应用方式的保证。

## 3. Handling Precautions 产品使用注意事项

### 3.1 Handling Precautions 产品使用注意事项

(1) LED operating environment and sulfur element composition cannot be over 100PPM in the LED mating usage material. This is provided for informational purposes only and is not a warranty or endorsement. LED 工作环境及与 LED 适配的材料中硫元素及化合物成份不可超过 100PPM. 这只是一个建议，不作任何品质担保。

(2) In order to prevent external material from getting into the inside of LED, which may cause the malfunction of LED, the single content of Bromine element is required to be less than 900PPM, the single content of Chlorine element is required to be less than 900PPM, the total content of Bromine element and Chlorine element in the external materials of the application products is required to be less than 1500PPM. This is provided for informational purposes only and is not a warranty or endorsement. 为了防止外界物质进入 LED 内部以造成 LED 的损伤，所处环境及所用套件等等，单一的溴元素含量要求小于 900PPM，单一氯元素含量要求小于 900PPM，溴元素与氯元素总含量必须小于 1500PPM. 这只是一个建议，不作任何品质担保。

(3) VOCs (Volatile organic compounds) emitted from materials used in the construction of fixtures can penetrate silicone encapsulants of LEDs and discolor when exposed to heat and photonic energy. The result can be a significant loss of light output from the fixture. Knowledge of the properties of the materials selected to be used in the construction of fixtures can help prevent these issues. We advise against the use of any chemicals or materials that have been found or are suspected to have an adverse effect on device performance or reliability. To verify compatibility, we recommend that all chemicals and materials be tested in the specific application and environment for which they are intended to be used. Attaching LEDs, do not use adhesives that outgas organic vapor. 应用套件中的挥发性物质会渗透到 LED 内部，在通电产生光子及热的条件下，会导致 LED 变色，进而造成严重光衰，提前了解套件材料能够避免产生这些问题。我们反对使用任何对 LED 器件的性能或者可靠性有害的物质或材料，不管这些材料是已经证实了的还是仅仅怀疑有害。针对特定的用途和使用环境，我们建议对所有的物质和材料进行相容性的测试。在贴装 LED 时候，不要使用能产生有机挥发性气体的粘结剂。

(4) Handle the component along the side surface by using forceps or appropriate tools; do not directly touch or handle the silicone lens surface, it may damage the internal circuitry. 通过使用适当的工具从材料侧面夹取，不可直接用手或尖锐金属压胶体表面，它可能会损坏内部电路。

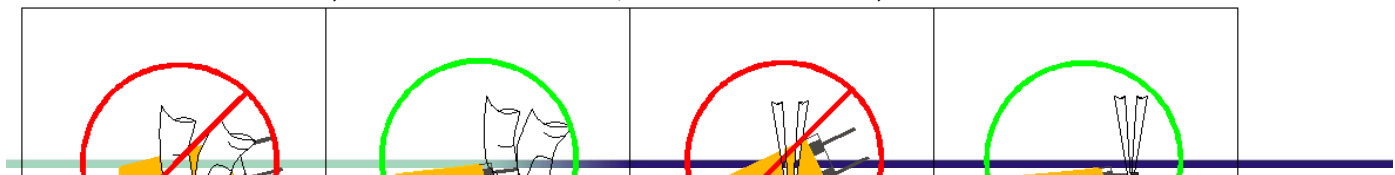


Fig 4-1 Clip filament specification 夹取灯丝规范

(5) In designing a circuit, the current through each LED must not exceed the absolute maximum rating specified for each LED. In the meanwhile, resistors for protection should be applied, otherwise slight voltage shift will cause big current change, burn out may happen. The driving circuit must be designed to allow forward voltage only when it is ON or OFF. If the reverse voltage is applied to LED, migration can be generated resulting in LED damage. 设计电路时，通过 LED 的电流不能超过规定的最大值，同时，还需使用保护电阻，否则，微小的电压变化将会引起较大电流变化，可能导致产品损毁。电路设计必须保证只有在开启或者关闭的时候出现正向电压的变化，不要施加反压，否则会损坏 LED。

(6) Thermal Design is paramount importance because heat generation may result in the Characteristics decline, such as brightness decreased, Color change and so on. Please consider the heat generation of the LEDs when making the system design. LED 容易因为自身的发热和环境的温度改变而改变，温度升高会降低 LED 发光效率，影响发光颜色，所以在设计时应充分考虑散热问题。

(7) Compared to standard encapsulants, silicone is generally softer, and the surface is more likely to attract dust, requiring special care during processing. In cases where a minimal level of dirt and dust particles cannot be guaranteed, a suitable cleaning solution must be applied to the surface after the soldering of components. We suggest using isopropyl alcohol for cleaning. In case other solvents are used, it must be assured that these solvents do not dissolve the package or resin. Ultrasonic cleaning is not recommended. Ultrasonic cleaning may cause damage to the LED. 与其他封装胶相比，硅胶通常较软，表面易吸附脏物，应用时应特别注意，当对产品洁净度要求较高时，回流焊以后需要采用恰当的清洗方式，我们推荐用异丙醇作清洗剂，如需要用到其他清洗剂，必须保证不会破坏封装体，超声清洗可能会对 LED 带来损害，不推荐这种清洗方式。

Conditions 种类		Temperature 温度	Humidity 湿度	Time 时间
Storage 储存	Before Opening Aluminum Bag 拆包前	$\leq 30^{\circ}\text{C}$	$\leq 75\%$	Within 1 Year From Date 一年内
	After Opening Aluminum Bag 拆包后	$\leq 30^{\circ}\text{C}$	$\leq 60\%$	24hours 24小时
Baking 烘烤		$60\pm 5^{\circ}\text{C}$	-	$\geq 24\text{hours}$ 大于24小时

(8) If the moisture absorbent material ( silica gel ) has faded away or the LEDs have exceeded the storage time , baking treatment should be performed after unpacking and based on the following condition (  $65\pm 5$  )  $^{\circ}\text{C}$  for above 24 hours. 如果干燥剂或包装失效 , 或者产品不符合以上有效储存条件 , 需拆包后进行烘烤 , 烘烤条件 :  $60\pm 5^{\circ}\text{C}$  , 大于 24 小时。

If the package is flatulence or damaged, please notify the sales staff to assist. 如果包装胀气或者破损 , 请通知销售人员协助处理。

(9) Similar to most Solid state devices; LEDs are sensitive to Electro-Static Discharge (ESD) and Electrical Over Stress (EOS). 像其他的半导体电子器件一样 , LED 对静电过流击穿非常敏感 , 需要做好防护。

(10) Other points for attention, please refer to our relevant information. 其它注意事项请参照我们的相关资料。